









BSL Fingerspelling Challenge 1 AS2

Can you solve the fingerspelling challenge and find the missing word?

- Go to each control point in order.
- At each control point, look at the first number on the control marker.
- Now look for the fingerspelling sign with that number in the table below.
- Fill in the letter that the sign represents. (Use your fingerspelling alphabet sheet to help you.)
- Carry on until you have the 6 letters that spell the hidden word.

Control 4	Control 9	Control 13	Control 3	Control 5	Control 8

			
1	5	7	4
			
3	9	6	2

