









BSL Fingerspelling Challenge 1 AS1

Can you solve the fingerspelling challenge and find the missing word?

- Go to each control point in order.
- At each control point, look at the first number on the control marker.
- Now look for the fingerspelling sign with that number in the table below.
- Fill in the letter that the sign represents. (Use your fingerspelling alphabet sheet to help you.)
- Carry on until you have the 6 letters that spell the hidden word.

Control 5	Control 12	Control 11	Control 15	Control 14	Control 6

			
5	9	1	8
			
3	4	7	2

